

FxWizards

LEVERAGE YOUR KNOWLEDGE

The
comprehensive
course in Technical
ANALYSIS

The programme has been approved by the HRDA. Enterprises participating with their employees who satisfy HRDA's criteria, are entitled to subsidy.



Course Details

Duration	:	9 sessions (36 hours)
Level	:	Intermediate
Prerequisites	:	None
Cost	:	2000 + VAT/Early bird 1500 + VAT
Location	:	TBA

Overview

The Comprehensive Course in Technical Analysis is a 36*-hours course designed for all forex professionals concerned with knowing the tools of the trade in order to find the precise moment to enter and exit a trading position in any financial instrument. The course will examine all major technical analysis tools with the appropriate risk and money management techniques to develop an effective trading strategy. By looking at a variety of real-time trading examples this workshop will enhance their ability to choose the correct indicators to analyze and predict any market in the world. By the end of the seminar, all participants will be awarded FxWizards' Certificate of successful completion.

* 31.5 hours in class. The break time is included in the in the announced duration of the course.

Learning Outcomes

By the end of the course, the participants will be able to:

- Comprehend and appreciate the value of Technical Analysis in the financial markets.
- Understand the inner-workings of major technical analysis tools.
- Identify turning points in the markets.
- Use a systematic approach to generate entry and exit signals.
- Apply trend indicators to confirm signals.
- Understand the risks they take and limit their capital drawdown.
- Understand behavioral finance and human psychology in trading the markets.
- Use technical analysis to analyze any market in the world.
- Hold a professional conversation with traders/investors.
- Be confident when interacting with clients.

Syllabus page 1

<p>Day 1</p> <p>TBA</p>	<p>Technical Analysis</p> <p>Dow Theory</p>	<ul style="list-style-type: none"> ▪ What Is Technical Analysis ▪ Fundamental vs. Technical ▪ Business Cycle ▪ Advantages, Criticism ▪ Dow Theory Timeline ▪ Basic Tenets ▪ Closing Prices ▪ Criticism
<p>Day 2</p> <p>TBA</p>	<p>Chart Construction</p> <p>Trend</p>	<ul style="list-style-type: none"> ▪ Types of Charts ▪ Reversal Patterns ▪ Volume & Open Interest ▪ Price Gaps ▪ Definition of Trend ▪ Support & Resistance ▪ Trendlines, Fan ▪ Speedlines, % Retrac.
<p>Day 3</p> <p>TBA</p>	<p>Major Reversal and Continuation Patterns</p>	<ul style="list-style-type: none"> ▪ Head & Soulders ▪ Double Top/Bottoms ▪ Triple Tops/Bottoms ▪ Saucers and Spikes ▪ Price Objectives ▪ Triangles ▪ Flags & Pennants ▪ Wedge & Rectangle ▪ Importance of Volume
<p>Day 4</p> <p>TBA</p>	<p>Volume & Open Interest</p> <p>Moving Averages</p>	<ul style="list-style-type: none"> ▪ Volume & Open Interest ▪ Interpretation ▪ On Balance Volume ▪ Blowoffs & Selling Climax ▪ Simple/Arithmetic ▪ EMA, Weighted ▪ Crossovers ▪ Envelopes, BBs
<p>Day 5</p> <p>TBA</p>	<p>Momentum Oscillatots</p> <p>Candlesticks</p>	<ul style="list-style-type: none"> ▪ Momentum ▪ Interpretation ▪ Boundaries ▪ Contrary Opinion ▪ Reversal Patterns ▪ Continuation Patterns ▪ Filtering

Syllabus page 2







<p>Day 6</p> <p>TBA</p>	<p>Point and Figure</p>	<ul style="list-style-type: none"> ▪ Construction of 1-box ▪ One-step-back ▪ Construction of 3-box ▪ Trendlines ▪ Counting ▪ Horizontal Objective ▪ Vertical Objective
<p>Day 7</p> <p>TBA</p>	<p>Elliott Theory</p> <p>Trading Systems</p>	<ul style="list-style-type: none"> ▪ Basic Tenets ▪ Impulse Waves ▪ Corrective Waves ▪ Guidelines ▪ Ichimoku Kinko Hyo ▪ ADX ▪ CCI ▪ Parabolic SAR
<p>Day 8</p> <p>TBA</p>	<p>Time Cycles</p> <p>Gann Theory</p>	<ul style="list-style-type: none"> ▪ Basic Cycle Concepts ▪ Range Trading ▪ Cycle Principles ▪ Isolating Cycles ▪ Price & Time ▪ Square of nine ▪ Angles and Levels ▪ Cardinal & Ordinal
<p>Day 9</p> <p>TBA</p>	<p>Behavioral Finance</p> <p>Money Management</p>	<ul style="list-style-type: none"> ▪ Trading Psychology ▪ Traders Discipline ▪ Greed & Fear ▪ Rules & Guidelines ▪ Reward to Risk Ratio ▪ Martingale ▪ Antimartingale

Timetable

Course Schedule 2016

	JAN	FEB	MAR	APR
MONDAY				
TUESDAY				
WEDNESDAY				
THURSDAY				
FRIDAY				
SATURDAY				

Daily Schedule

<p>17:30 - 19:15 Lecture</p>	 	<p>19:45 - 21:30 Lecture</p>	 
<p>19:15 - 19:45 Coffee Break</p>	 		

Special Bonus



Venue

TBA

Registration

To register for this Outstanding Course use one of the following ways :

- On-line registration through our web site www.fxwizards.com
- Send email to info@fxwizards.com
- Call direct at +357 22 762 618

Payment

Payment must be made minimum 1 week prior to the seminar date via wire transfer to:

Theta Capital Trading Ltd
Piraeus Bank (Cyprus)
Swift: PIRBCY2N
Iban: CY20008001010000000001111886
Acc Currency: EUR

Fx**Wizards**
LEVERAGE YOUR KNOWLEDGE

1, Damaskinou Street ▪ Office 101 ▪ Nicosia 1070 ▪ Cyprus
Tel: +357 22 762 618 ▪ Email: info@fxwizards.com
www.fxwizards.com